



A C C O R D I O N
B O O K
P
O
E
M
C






MISSISSIPPI
MUSEUM OF
ART



ACROSTIC POEMS





Use the letters in a word to begin each line of the poem.



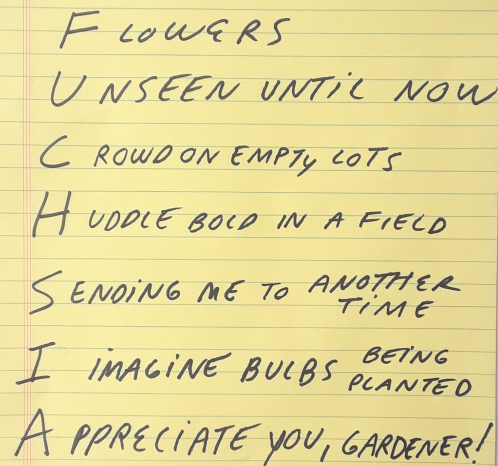
All lines of the poem relate to or describe the main topic word.




How to write an acrostic poem:



Choose a word and write it out vertically in all capital letters.



FLOWERS
UNSEEN UNTIL NOW
CROWD ON EMPTY LOTS
HUDDLE BOLD IN A FIELD
SENDING ME TO ANOTHER TIME
I IMAGINE BULBS BEING PLANTED
APPRECIATE YOU, GARDENER!



Next to each letter, write a phrase or thought that starts with that letter and relates to the word.

With your poem written down, why not put it in a book, accordion style!



Let's make a book!




WHAT YOU NEED



Two pieces of paper of the same size, glue, scissors, a ruler, and any other art supplies.


1

Start with 2 pieces of paper the same size. Fold each one in half—long ways—and cut along the crease.



2

On each sheet, make a fold about an inch from the right edge to create a tab.




3

Fold each sheet in half, left edge to right crease.




Fold the left edge back to the center.



After folding, you'll see your tab.



Flip your paper over.



Fold the creased edge to center.



4

Line up the papers so the tab goes behind the left section of the next sheet. Glue the paper where the tabs meet on the back and let it dry.



NOW,

Get ready to add your poem to your book and decorate!

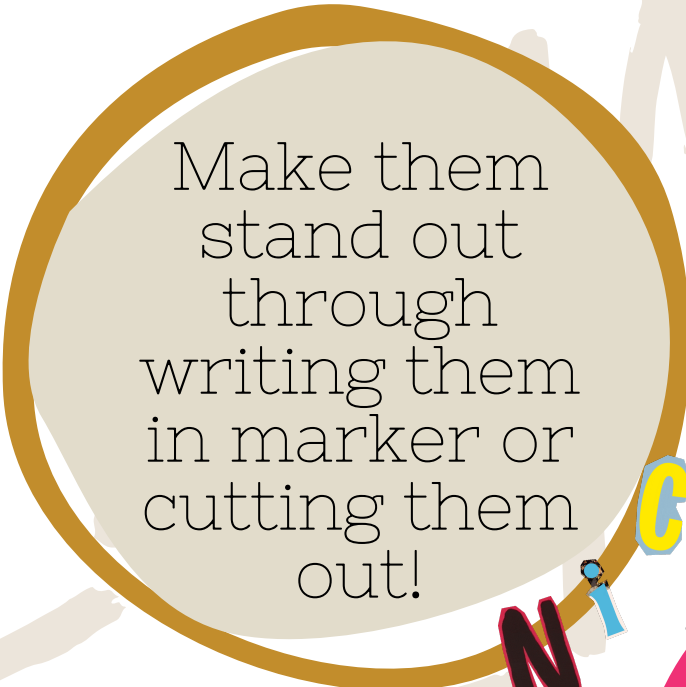




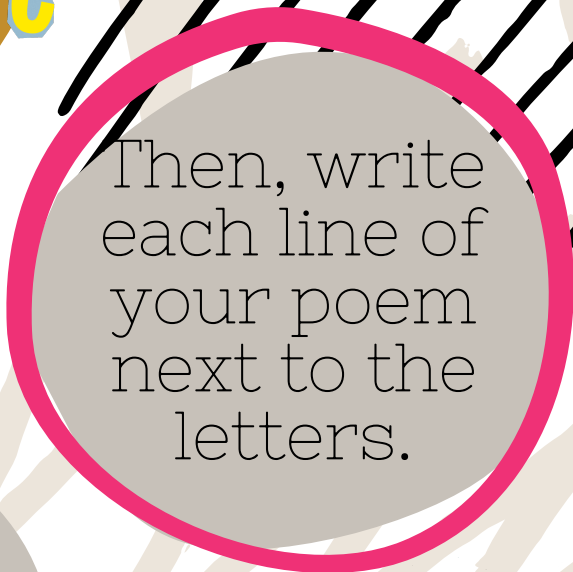
be
ugh
orld
ty's
r'.
ng
orn
k-
ne
if
s
es,
ity
rs
ies
ll,
n
k
of
ould

START

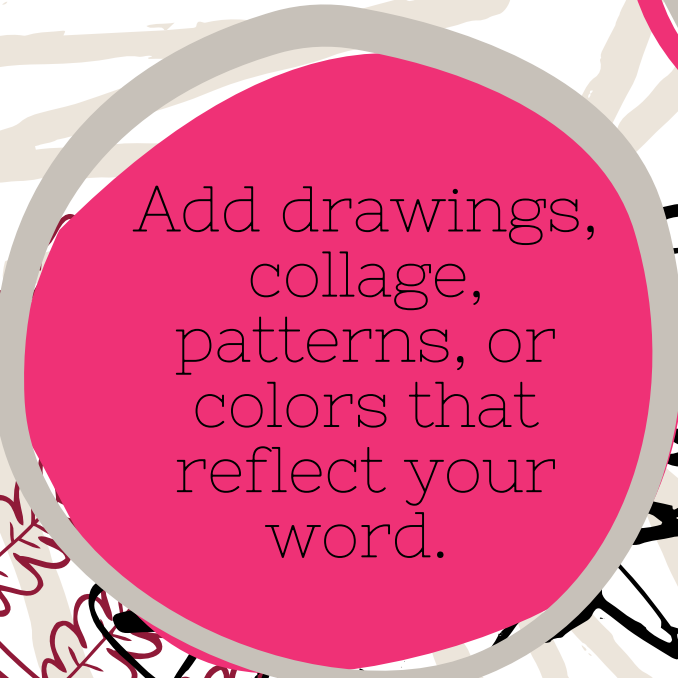
by writing
the letters of
your word.













Make them
stand out
through
writing them
in marker or
cutting them
out!



Then, write
each line of
your poem
next to the
letters.



Add drawings,
collage,
patterns, or
colors that
reflect your
word.



SHARE WITH US

Tag @msmuseumart
or use the hashtags
#MMAEDU
#MMAEDUATHOME
#THEMUSEUMSCHOOLMMA
#MUSEUMFROMHOME

MMA MISSISSIPPI
MUSEUM OF
ART

