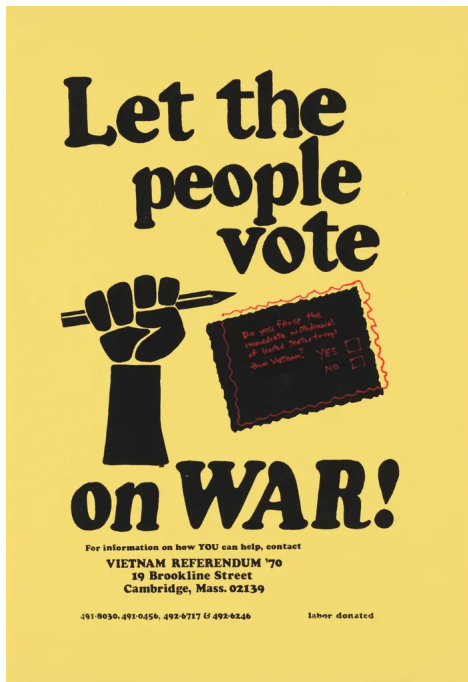


**THE ART OF  
PROTEST:  
POSTER ART**

**MA**

**MISSISSIPPI  
MUSEUM OF  
ART**

**CA  
MISSISSIPPI MUSEUM of ART  
PE**



2



3



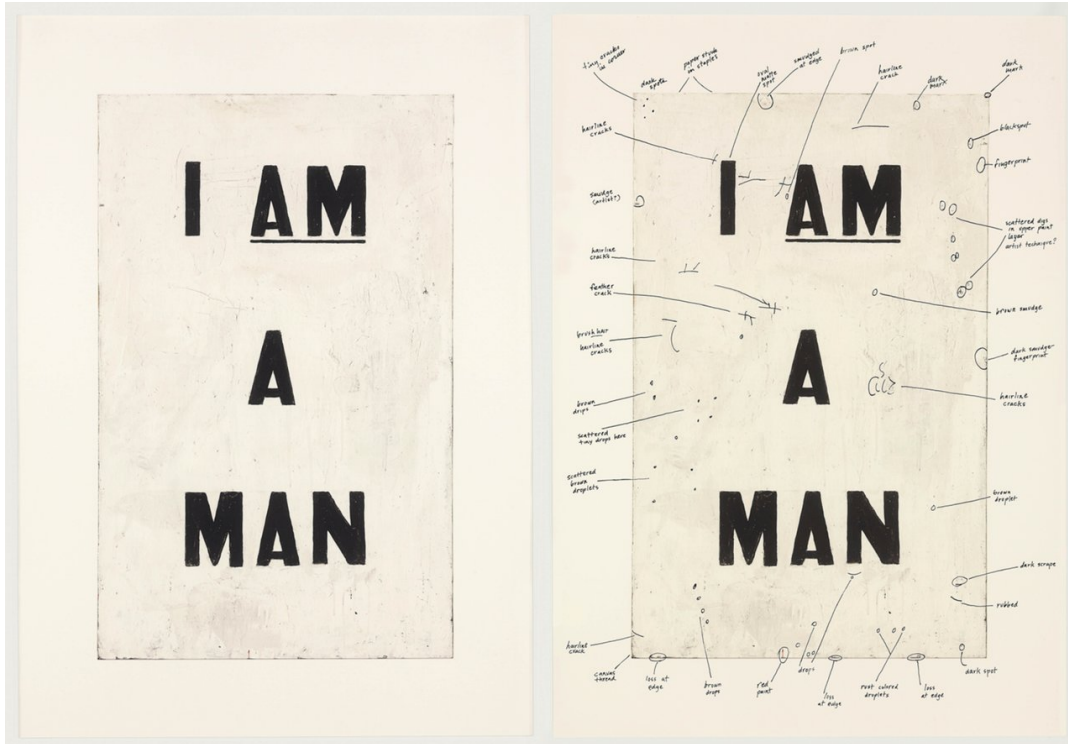
4



## THE ART OF PROTEST:

ARTISTS AND NON-ARTISTS HAVE CREATED POSTERS AND PROTEST SIGNS ALIKE TO ENACT CHANGE AND RESPOND TO SOCIAL AND POLITICAL ISSUES LIKE ANTI-WAR EFFORTS AND HUMAN RIGHTS CAUSES.

- 1 Vietnam Referendum '70, Let the People Vote on War!, 1970. Photograph: © Whitney Museum of American Art
- 2 Edgar Heap of Birds (born 1954), Relocate Destroy, In Memory of Native Americans, In Memory of Jews, 1987, from the series American Policy. Photograph: © Whitney Museum of American Art
- 3 May Stevens (born 1924), Dark Flag, 1976, from the series 'Big Daddy' Paintings, 1967-76. Photograph: Courtesy of the artist and RYAN LEE Gallery, New York
- 4 Keith Haring (1958-1990), Ignorance = Fear / Silence = Death, 1989. Photograph: Robert Gerhardt and Denis Y. Sus / © Keith Haring Foundation



Glenn Ligon, Condition Report, 2000, Iris prints with silkscreen ink on paper, 31.78 x 22.58 in., 2018.010.a

## FROM OUR COLLECTION



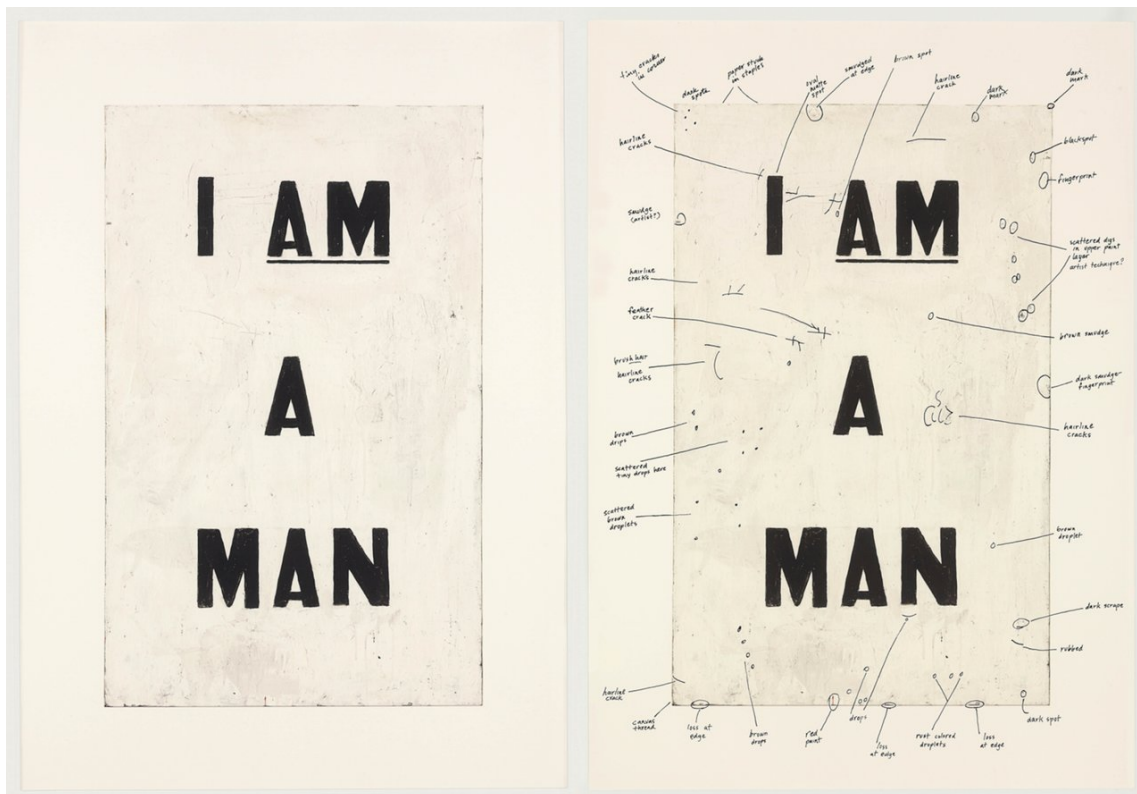
In this diptych (2-panel) print by Ligon, the left side is a print of his 1988 painting, *Untitled (I Am A Man)*. The right panel is a print with overlay annotations by the painting conservator.

This painting was a reproduction of a protest sign carried by sanitation workers during the Memphis Sanitation Workers' Strike of 1968.

Striking members of Memphis Local 1733 hold signs whose slogan symbolized the sanitation workers' 1968 campaign. via Walter P. Reuther Library/Wayne State University



**The Memphis Sanitation Workers' Strike (spring of 1968) began after the city failed to respond to two sanitation workers' (Echol Cole and Robert Walker) deaths by a malfunctioning truck.**



Glenn Ligon, Condition Report, 2000, Iris prints with silkscreen ink on paper, 31.78 x 22.58 in., 2018.010.a



LEARN MORE ABOUT THIS WORK ON THE MMA APP!



# BEFORE YOU CREATE, THINK: WHAT WILL YOU BE AN ACTIVIST FOR?

## THE COMMON GOAL

Use your voice to connect to an idea or a larger community!

## WHAT IS YOUR MESSAGE?

Will you inspire with something beautiful like the spring? Will you advocate for the well-being of your family, neighbor, or city?

## HOW WILL YOU REACH PEOPLE?

What attention grabbing techniques will you use?  
How will your design connect to your idea?

CAPE  
MISSISSIPPI MUSEUM of ART



MISSISSIPPI  
MUSEUM OF  
ART

**IF YOUR VISION IS CLEAR, GET STARTED ON YOUR POSTER!**

**IF NOT,  
CONSIDER THE FOLLOWING  
POSSIBILITIES. YOU COULD SHARE:**



**AN ENCOURAGING QUOTE**



**AN INSPIRING DRAWING OR PHOTO**



**OR A HELPFUL REMINDER THAT CALLS PEOPLE TO ACTION**



## DESIGN TIPS



Think of symbols or colors that complement your idea!



Make small pencil sketches or color designs to plan your final piece!



Keep it simple! Less is more!



1. Keep grounds clean.
2. Do not litter.
3. Keep noise level down.
4. Let office know of your presence.
5. No grills allowed.

**When you're done, tape your poster up where people will see it.**

**Display them in your window, an entryway, or even public spaces (if you get permission)!**

POSTERS, LIKE MEMES, COMBINE IMAGES AND TEXT IN A COMPELLING WAY:)

@dudewithsign



MISSISSIPPI  
MUSEUM OF  
ART

