





MISSISSIPPI
MUSEUM OF
ART

**CUBIST
COLLAGES**



PABLO PICASSO was a Spanish artist and the co-founder of **CUBISM**.

CUBISM is a style of art which aims to show all of the possible views of an object all at once.

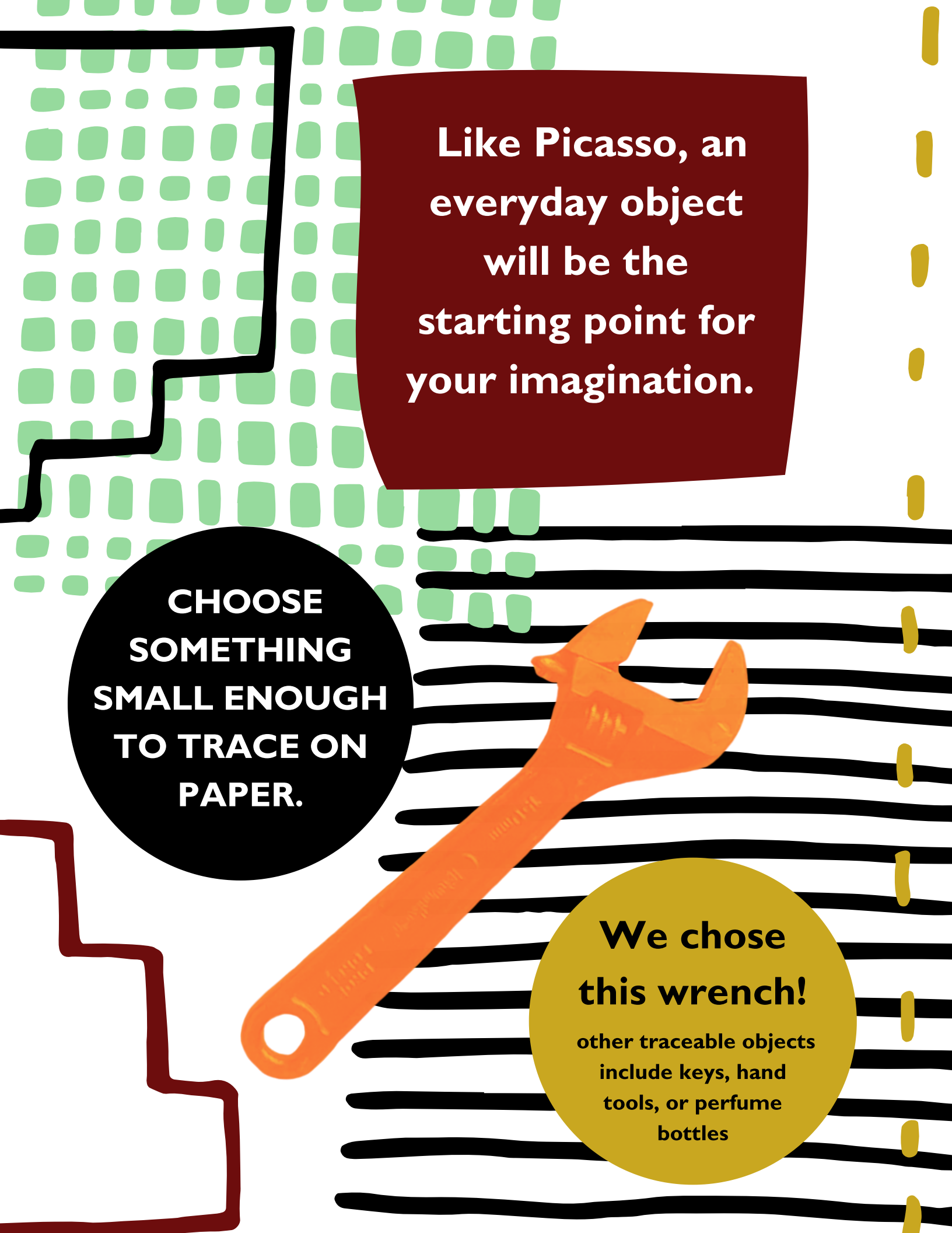
IN THIS EXERCISE, YOU'LL MAKE AN ART PIECE USING THE PAPER GLUING TECHNIQUE-- PAPIER COLLÉ; ANOTHER NAME IS COLLAGE.



Supplies:

- colorful papers
- glue
- scissors
- a marker or pencil
- something you can trace





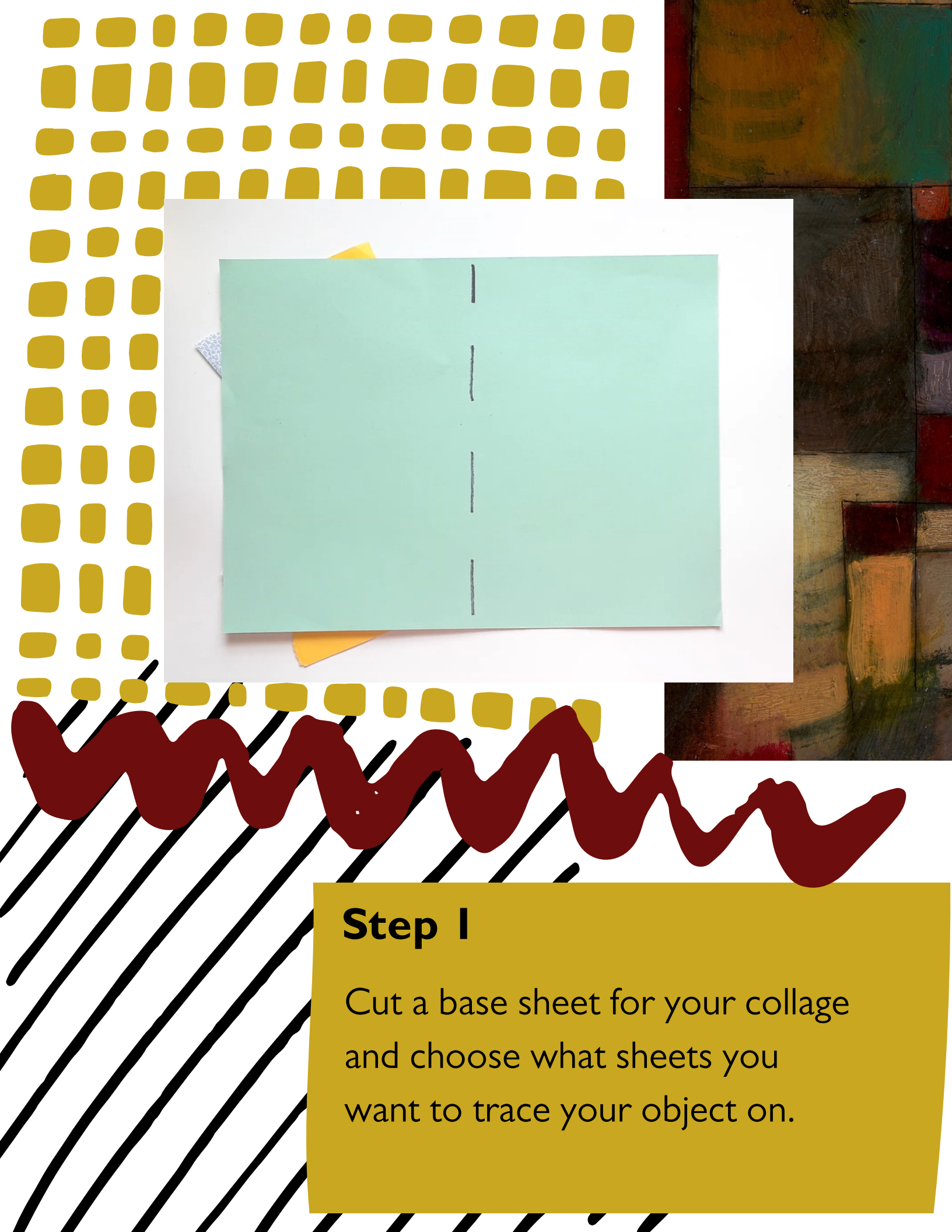
**Like Picasso, an
everyday object
will be the
starting point for
your imagination.**

**CHOOSE
SOMETHING
SMALL ENOUGH
TO TRACE ON
PAPER.**

**We chose
this wrench!**

other traceable objects
include keys, hand
tools, or perfume
bottles





Step 1

Cut a base sheet for your collage and choose what sheets you want to trace your object on.

Step 2

On the other sheets of paper, trace the object a few times--three times is fine!

Add details by drawing on the tracings if you'd like!



Step 3

- Cut the tracings out, keeping the scrap paper handy.
- Abstract your form even more by cutting your tracings into smaller pieces!



The key to
this step is
to **PLAY**.



Step 4

Assemble the pieces on your base page. When you like where they are, glue them down!

At any point,
CUT, DRAW,
GLUE, or **ADD**
more pieces to
your collage!

VOILA!



**When it's dry,
don't forget to
sign, date, and
title the work on
the back!**

#MMAEDU
#MMAEDUATHOME
#MUSEUMFROMHOME
#THEMUSEUMSCHOOLMMA