

HOUSEHOLD ITEM

SCULPTURE



ARTIST INSPIRATION

EARL
SIMMONS




"I had a talent. I started throwing stuff together when I was 5 years old. Right now, I'm still doing it," Simmons said. "God wants you to use your talent — not just play with it."

Halford, Mary Margaret. "Earl's Art Shop rises from the ashes—twice." Mississippi Today. Web. 24 September 2016.

Earl Simmons
Orange Tractor Lamp
1984-1986
mixed media
9 5/8 x 11 x 20 7/8 in
Gift of Ed McGowin
and Claudia DeMonte
2017.206



Earl Simmons on his porch
Image from The 'Sip Magazine



STEP 1

Playground

Bicycle

Shoe

Chair

Lamp

Horse

Write down these words on small strips of paper and put them in a bowl. Mix them up and pull out one strip. This will be your creation challenge!

STEP 2

**Visualize what
this item/object
looks like.**

What does
a **lamp**
look like?

What is the
overall shape?

What are the
details?



What household items or objects resemble these details?



An upside-down bowl?



A vase or something cylindrical?



A cord or wire?



“Sometimes I can do stuff quick, but it’s best to take your time. You do it best when you take your time,” he said. “I just like to work with my hands and my brain.”

Halford, Mary Margaret. “Earl’s Art Shop rises from the ashes--twice.” Mississippi Today. Web. 24 September 2016.



STEP 3


**Choose
6 items (or less)
from around
your house/yard.**


Pro Tip!

This does not have to be a permanent sculpture. You can use temporary bonding materials like tape or rubber bands.

TADA-

DA





MISSISSIPPI
MUSEUM OF
ART

WHAT WILL YOU MAKE?

Share with us!

#MMAEDU

#MMAEDUATHOME

#MUSEUMFROMHOME

#THEMUSEUMSCHOOLMMA