

L E A F

M O B I L E

ACTIVITY
TUTORIAL



MMA

Collection Connection!



Solenopsis I (2008) is made of many fragile, porcelain parts suspended from the ceiling. Their surfaces contain lots of openings, like an abstract net. These organic shapes and the scientific title remind us of plants.

Kevin Turner
Solenopsis I
2008
porcelain
96 in. x 36 in. x 36 in.
Gift of the artist, made possible by the 2005
Jane Crater Hiatt Artist Fellowship
2009.010



SOLENOPSIS, A SCIENTIFIC NAME REFERRING TO BOTH A GENUS OF ANTS AND A GENUS OF FLOWERING PLANTS, IS A COMMENTARY ON THE INTRICATE BEAUTY OF OUR ENVIRONMENTS THAT EMBODY BOTH FRAGILITY AND STRENGTH.

WHAT DO YOU THINK IT LOOKS LIKE?

Create an art piece inspired by Kevin Turner's, *Solenopsis I!*

S U P P L I E S

SCISSORS

PAPER TOWEL TUBE

NAIL OR NEEDLE TO POKE HOLES

[4] 12-16" PIECES OF STRING

BEADS OR ALUMINUM FOIL TO
KEEP STRINGS FROM SLIDING

LEAVES

PAPER

CRAYONS

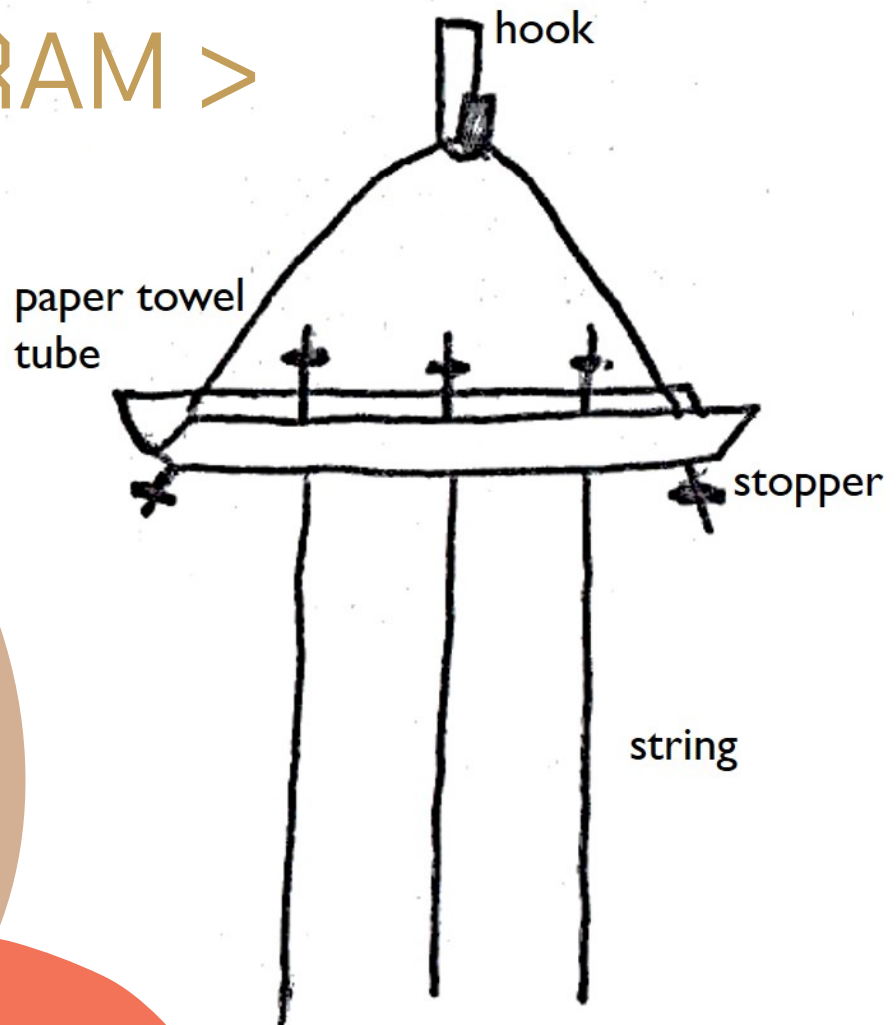


STEP 1



Cut the paper towel tube in half – lengthwise.
Poke 5 small holes in a line down the middle of the tube.


DIAGRAM >



STEP 2



For the hanger, run string between the two outer holes, adding stoppers underneath the tube.



A stopper can be a big knot, a bead, or aluminum foil wrapped tight. Stoppers keep the knot from slipping through the hole.

Run string through the other 3 holes adding stoppers on the topside. Leave their ends loose.

STEP 3

Find some leaves
or ask someone
to bring you a
few!



Try to find 3-5
different kinds.

Eager for a challenge?
find one with a **pointy
margin**, which is leaf
speak for **edge**!




4

Gather leaves,
crayons, and
paper.

PUT ONE SHEET
OF PAPER OVER
A LEAF AND RUB
THE CRAYON
OVER IT.

PRO TIP!

Use the side of the
crayon for a more even
leaf rubbing.



MAKE 6-10
RUBBINGS.

L E A F
F A C T S



NOTICE THE LINES ON YOUR LEAVES
– THESE ARE CALLED **VEINS**.

IF YOU SEE
SAME SIZE
LINES THAT
DON'T
CONNECT,
THEY'RE
PARALLEL.



IF YOU SEE DIFFERENT
SIZES THAT CONNECT
LIKE A NET, THEY'RE
RETICULATED.



PINNATE LEAVES
HAVE 1 MAIN VEIN
WITH SMALLER
ONES BRANCHING
OUT.



PALMATE LEAVES
HAVE 2+ MAIN
VEINS THAT
START AT THE
BOTTOM, EACH
WITH SMALL ONES
BRANCHING OUT.

5



C U T

EACH LEAF RUBBING

&


T A P E

THEM TO THE STRINGS.





D O N E



SHARE YOUR LEAF MOBILE!

#MMAEDU

#MMAEDUATHOME

#MUSEUMSCHOOLMMA

#MUSEUMFROMHOME



MISSISSIPPI
MUSEUM OF
ART